



# Get Access To New And Existing D-Boxes



WITH THE...  
**D-PLATE**

# D-PLATE KITS

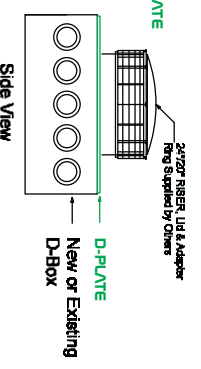
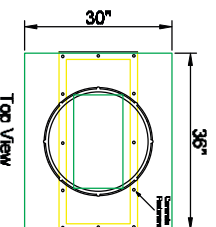
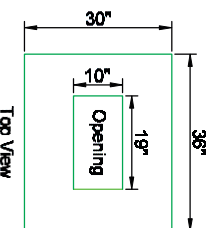
ITEM	SKU	DESCRIPTION
D-Plate Only	DP3036	D-Plate Only
20" x 6" D-Plate Kit	DPK206	Kit comes with D-Plate, 20" Adapter Ring, 20" x 6" Riser, 20" Lid, 3 Tubes of I/I Sealant, 6 Concrete Screws and Bit, 6 Self-Tap Screws for D-Plate and 12 Screws for Riser and Lid.
20" x 12" D-Plate Kit	DPK2012	Kit comes with D-Plate, 20" Adapter Ring, 20" x 12" Riser, 20" Lid, 3 Tubes of I/I Sealant, 6 Concrete Screws and Bit, 6 Self-Tap Screws for D-Plate and 12 Screws for Riser and Lid.
24" x 6" D-Plate Kit	DPK246	Kit comes with D-Plate, 24" Adapter Ring, 24" x 6" Riser, 24" Lid, 3 Tubes of I/I Sealant, 6 Concrete Screws and Bit, 6 Self-Tap Screws for D-Plate and 12 Screws for Riser and Lid.
24" x 12" D-Plate Kit	DPK2412	Kit comes with D-Plate, 24" Adapter Ring, 24" x 12" Riser, 24" Lid, 3 Tubes of I/I Sealant, 6 Concrete Screws and Bit, 6 Self-Tap Screws for D-Plate and 12 Screws for Riser and Lid.



## COMPATIBLE RISER SYSTEMS FOR D-PLATE

Manufacturer	Size	Adapter Ring	Riser	Lid
Tuf-tite	20"	20-RTT	20"x12" Riser (20x12-RIS-GREEN) or 20"x6" Riser(20-RIS-GREEN)	20-RISL-P-GREEN
Tuf-tite	24"	24-RTT	24"x12" Riser (24x12-RIS-GREEN) or 24"x6" Riser(24-RIS-GREEN)	24-RISL-P-GREEN
Polylok	20"	3009-RTR20	20"x12" Riser (3009-R12) or 20"x6" Riser(3009)	3009-RC
Polylok	24"	3009-RTR24	24"x12" Riser (3008-R12) or 20"x6" Riser(3008)	3008-RC
Polylok	24"	3009-AR-C	24" Corrugated Pipe	3008-WEST
Orenco	24"	RRFTA24	24" Ultra-Rib Access Risers	RLA + FLD24G
Ezset	24"	Adapter Flange	24" x 12" Riser or 24" x 6" Riser	24" Lid
Sim/Tech	24"	STF-AR24	24" x 12" Riser (R824B)	STF-APC24

## D-PLATE



**Septic-Direct.com**  
**P.O. Box 66**  
**Fork Union, VA 23055**  
**sales@vsi-supply.com**  
**434-842-1851**

## WHAT'S THE PROBLEM?

Distribution Boxes (i.e. D-Box) are one of the most critical components of your septic system. Almost all septic D-Boxes are buried with no means of access. When septic failure begins, it typically starts or can be detected in the D-Box before any other place in your septic system.

By the time you notice that your drain field is failing in your yard or sewage is backing-up into your house, it can be too late and expensive repairs or replacements are inevitable. All of a sudden you have a financial burden that was unplanned.

The D-Plate allows you to retrofit your existing D-box with an access riser for preventive maintenance and monitoring. Any riser system (Polylok, Tuf-Tite, Corrugated Pipe, EZ Set, Orenco) can be fastened securely onto any existing buried concrete D-Box with the use of a D-Plate. This provides easy access to the D-box from ground level allowing for problems to be detected before they arise.

## PREVENT & DETECT



### Sludge Buildup

Slow Draining Leach Lines Due To Crushed Pipes Or Biomat Buildup

Root Intrusion And Infestation



## HOW TO INSTALL

### STEP 1

Dig-up and uncover D-Box



### STEP 2

Apply sealant around the Rim of the d-box

(i.e. Strike Tool I/I, Orenco Adh200, Conseal Butyl Rubber Sealant)



### STEP 3

Fasten D-Plate to the rim of the concrete D-box with concrete fasteners (i.e. TapCons)



### STEP 4

Apply sealant around the underside rim of the plastic adapter ring and fasten with self-taping screws to the D-Plate



### STEP 5

Install Riser/s and Lid per manufacturer's recommendations

### STEP 5

Backfill around D-Box, D-Plate & Risers. Leave approximately 3" of Riser and Lid exposed.



## OTHER USES

The D-Plate can be used to adapt risers to existing septic tanks as well. The D-Plate fits over most openings and provides a strong reliable connection between the concrete tank and plastic riser system.



The D-Plate can also be used for the conversion of large diameter concrete septic/well risers covers to a plastic riser system. Concrete septic/well covers can be heavy and hard to lift in-order to gain access. Concrete covers also begin to degrade over time and fall apart. Converting these concrete septic/well covers with a plastic riser system makes a safe and easy way to gain access to your home's critical water and septic components.



Made of 1/4" composite material, the D-Plate (30" x 36") is high in tensile strength and rigid. The composite material also allows for the trimming of excess material off. This can be done if you want to widen the opening of the D-Plate when installing on a septic tank or trim the excess off around the circumference of a large concrete riser. (See Pictures Above)